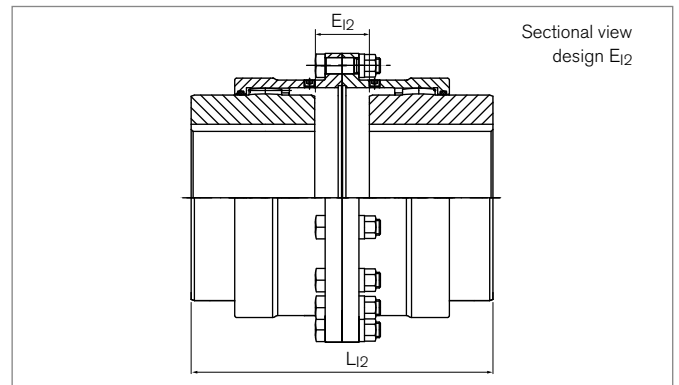
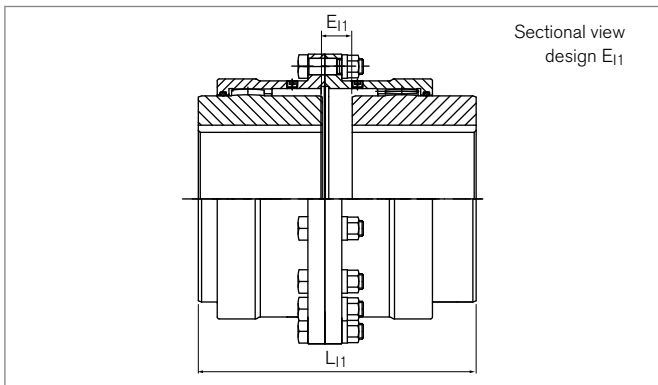
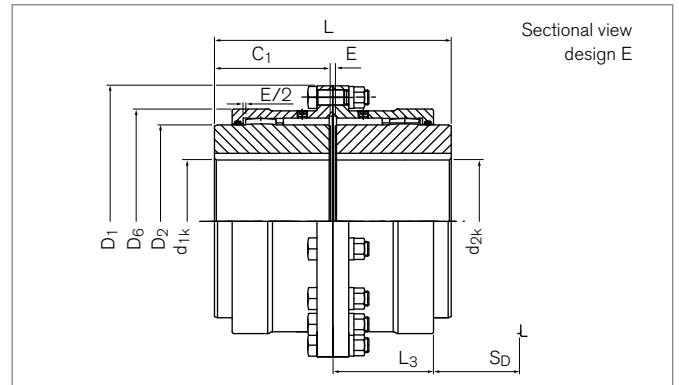



Gear Couplings

RINGFEDER® TNZ ZCA / TNZ ZCB

Standard hubs



Identifier		Size	T _{KN}	T _{Kmax}	n _{max}	d _{1k} min-max	d _{2k} min-max	D ₁	D ₂	D ₆	C ₁
ZCA	ZCB		Nm	Nm	1/min	mm	mm	mm	mm	mm	mm
XC2106	---	69	1750	3500	6000	12 - 50	12 - 50	111	69	81,5	43
XC2108	---	85	2750	5500	4600	18 - 60	18 - 60	152	85	103,5	50
XC2110	XC3110	107	5500	11000	4200	28 - 75	28 - 75	178	107	127,5	62
XC2113	XC3113	133	8500	17000	4000	40 - 95	40 - 95	213	133	156	76
XC2115	XC3115	152	13500	27000	3850	50 - 110	50 - 110	240	152	181	90
XC2117	XC3117	179	22000	44000	3700	60 - 130	60 - 130	280	178	209	105
XC2120	XC3120	209	35000	70000	3200	70 - 155	70 - 155	318	209	245,5	120
XC2123	XC3123	234	43000	86000	2900	85 - 170	85 - 170	346	234	274	135
XC2125	XC3125	254	68000	136000	2600	95 - 190	95 - 190	389	254	307	150
XC2127	XC3127	279	82000	164000	2300	110 - 210	110 - 210	425	279	334,5	175
XC2130	XC3130	305	150000	300000	2100	120 - 230	120 - 230	457	305	366	190
XC2135	XC3135	355	195000	390000	1800	130 - 270	130 - 270	527	355	423	220

To continue see next page

Gear Couplings RINGFEDER® TNZ ZCA / TNZ ZCB

Identifier		Size	E	E ₁₁	E ₁₂	L	L ₁₁	L ₁₂	L ₃	S _D	ΔK _r	ΔK _w	J	V _{GR}	G _{w_{sb}}
ZCA	ZCB		mm	mm	mm	mm	mm	mm	mm	mm	mm	degree	10 ⁻³ kgm ²	dm ³	kg
XC2106	---	69	3	5	7	89	91	93	39	30	0,42	2 x 0,5	4	0,07	4,1
XC2108	---	85	3	8	13	103	108	113	46	37	0,51	2 x 0,5	18	0,08	8,7
XC2110	XC3110	107	3	14	25	127	138	149	59	48	0,66	2 x 0,5	40	0,13	14,4
XC2113	XC3113	133	5	12	19	157	164	171	69	56	0,77	2 x 0,5	102	0,22	25,6
XC2115	XC3115	152	5	24	43	185	204	223	83	70	0,99	2 x 0,5	187	0,38	37,3
XC2117	XC3117	179	6	27	48	216	237	258	93	79	1,15	2 x 0,5	407	0,58	58,9
XC2120	XC3120	209	6	32	58	246	272	298	106	92	1,33	2 x 0,5	801	0,75	88,6
XC2123	XC3123	234	8	37	66	278	307	336	118	103	1,5	2 x 0,5	1248	1,25	116,1
XC2125	XC3125	254	8	50	92	308	350	392	138	120	1,75	2 x 0,5	2370	1,92	166,0
XC2127	XC3127	279	8	53	98	358	403	448	154	136	1,99	2 x 0,5	3638	2,67	219,2
XC2130	XC3130	305	8	58	108	388	438	488	166	148	2,16	2 x 0,5	4830	3,33	265,9
XC2135	XC3135	355	10	72	134	450	512	574	193	174	2,55	2 x 0,5	10022	5,00	415,8

Explanation

T_{KN} = Nom. Transmissible torque	D₁ = Outer diameter	L₁₁; L₁₂ = Complete length of inverted variant 1/2
T_{Kmax} = Max. transmissible torque of the coupling	D₂ = Outer diameter hub	L₃ = Length
n_{max} = Max. transmissible torque of the coupling	D₆ = Diameter	S_D = Disassembly Space
d_{1kmin}; d_{2kmin} = Min. bore diameter d ₁ /d ₂ with keyway acc. to DIN 6885-1	C₁ = Guided length in hub bore	ΔK_r = Max. permissible radial misalignment
d_{1kmax}; d_{2kmax} = Max. bore diameter d ₁ /d ₂ with keyway acc. to DIN 6885-1	E = Gap width between left and right component	ΔK_w = Max. permissible angular misalignment
	E₁₁; E₁₂ = Gap width between left and right component of inverted variant 1/2	J = Total moment of inertia
	L = Total length	V_{GR} = Grease volume
		G_{w_{sb}} = Weight at smallest bore diameter

Ordering example

Identifier	Size	d _{1k}	d _{2k}	Further details
XC2113	133	70	90	*

^{*)} Without any other specification, we deliver as a standard: keyway acc. to DIN 6885-1, keyway side fit P9, bore tolerance H7; optional with set screw

Further information on RINGFEDER® TNZ ZCA / TNZ ZCB

DISTRIBUTED BY



chainanddrives.com.au
support@chainanddrives.com.au

Disclaimer of liability

All technical details and notes are non-binding and cannot be used as a basis for legal claims. The user is obligated to determine whether the represented products meet his requirements. We reserve the right carry out modifications at any time in the interests of technical progress.

