

## Flange Coupling - Model N5571



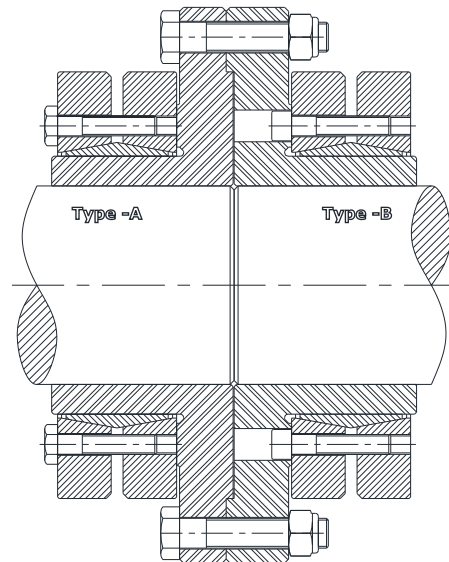
### ◆ Features :

- Rigid shaft-to-shaft coupling with sleeve and Three part Shrink disc
- Torque Transmission Capacity: High
- Connection of shafts of different diameters is possible
- Easy Mounting & Removal

### ◆ Tolerance & Surface finish:

- A good Surface finish by Machine tool is sufficient. Maximum allowable Surface finish  $R_a \leq 3.2\mu\text{m}$
- For Maximum Permissible Tolerance for Shaft & Hub refer Table. (Page No . - 22)

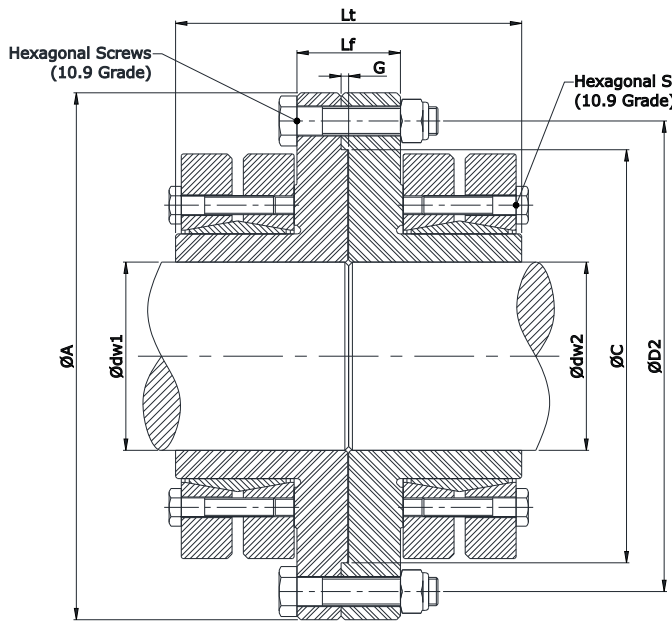
### ◆ Mounting Example:



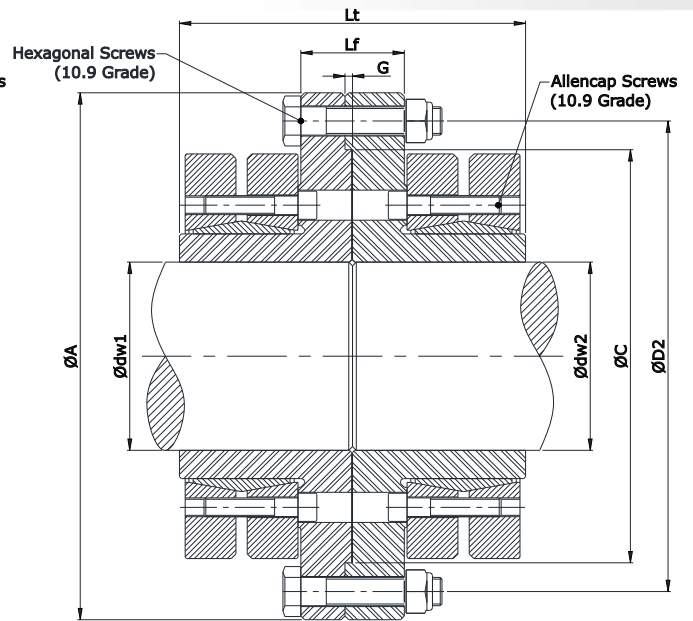
### Ordering Example :

- When ordering please specify : 500 (Size) A (type) - dw1 / dw2
- N5571 - 290A - 280/290 - 00
- N5571 - 290B - 280 - HM - 00
- N5571 - 290A - 290 - HF - 00

## Flange Coupling Model N5571



**Type A**

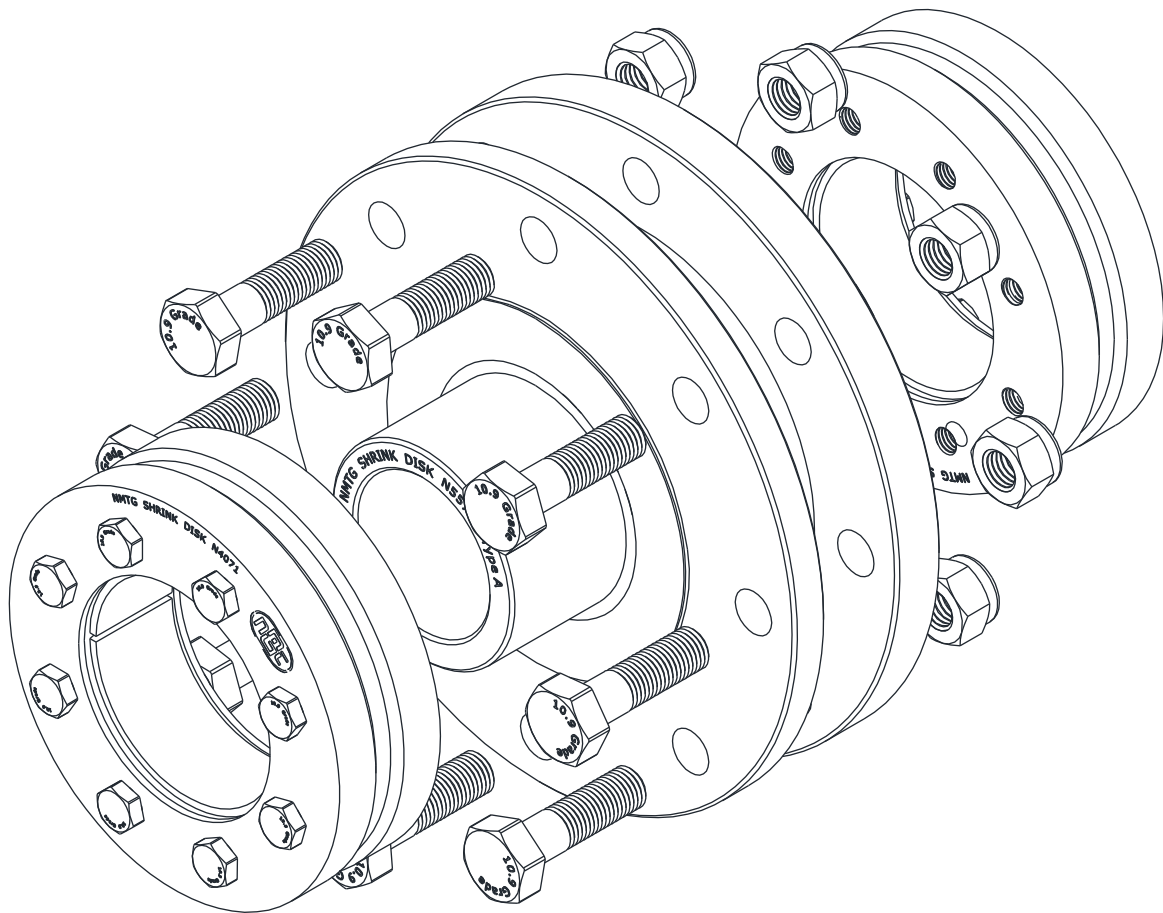


**Type B**

Size	dw1 mm	dw2 mm	A mm	D2 mm	C mm	Lf mm	Lt mm	G mm	Transmissible Torque Nm	Flange Screws DIN 913 (10.9)  No. x Size x Tightening Torque Nm(Ma2)	Shrink Disc Size	Shrink Disc screws		Weight kg
												Type A- DIN 913 (10.9)	Type B- DIN 912 (10.9)	
075	70	70	240	210	170	44	136	4	6000	6 x M16 x 210	100 x 170	30	26	
	75	75							7500					
	80	80							9000					
090	85	85	305	265	215	48	160	5	11000	6 x M20 x 420	125 x 215	59	48	
	90	90							13000					
	95	95							15000					
100	95	95	340	286	230	56	190	5	15100	5 x M24 x 720	140 x 230	100	63	
	100	100							17600					
	105	105							20100					
120	115	115	400	356	300	72	228	5	31000	8 x M24 x 720	165 x 290	250	120	
	120	120							35000					
	125	125							39000					
130	125	125	400	356	300	72	228	5	40000	8 x M24 x 720	175 x 300	250	120	
	130	130							44000					
	135	135							48000					
150	140	140	475	420	350	90	278	6	65000	10 x M30 x 1450	195 x 350	250	215	
	150	150							76000					
	155	155							81500					
165	160	160	510	440	370	90	314	6	100000	14 x M30 x 1450	220 x 370	250	265	
	165	165							108000					
	170	170							116000					
180	170	170	540	475	405	88	322	6	120000	16 x M30 x 1450	240 x 405	490	310	
	180	180							138000					
	190	190							156000					

## Flange Coupling Model N5571

Size	dw1 mm	dw2 mm	A mm	D2 mm	C mm	Lf mm	Lt mm	G mm	Transmissible Torque  Nm	Flange Screws DIN 913 (10.9)  No. x Size x Tightening Torque Nm(Ma2)	Shrink Disc Size	Shrink Disc screws Type A- DIN 913 (10.9) Type B- DIN 912 (10.9) Tightening Torque Nm (Ma)	Weight  Kg
200	190	190	560	500	430	110	368	8	164000	16 x M30 x 1450	260 x 430	490	395
	200	200							184000				
	210	210							204000				
220	210	210	590	530	460	104	392	8	217000	18 x M30 x 1450	280 x 460	490	445
	220	220							245000				
	230	230							273000				
240	230	230	615	555	485	104	408	8	262000	20 x M30 x 1450	300 x 485	490	500
	240	240							293000				
	245	245							308000				
260	250	250	710	640	570	118	450	8	394000	24 x M30 x 1750	340 x 570	490	780
	260	260							430000				
	270	270							466000				
290	280	280	720	660	590	106	450	8	507000	24 x M30 x 2100	360 x 590	490	780
	290	290							550000				
	300	300							588000				



DISTRIBUTED BY



[chainanddrives.com.au](http://chainanddrives.com.au)  
[support@chainanddrives.com.au](mailto:support@chainanddrives.com.au)