



TIMING-BELTS

Classical Timing Belts	2.2.4
XL Section - Classical Timing Belts	2.2.5
L Section - Classical Timing Belts	2.2.5
H Section - Classical Timing Belts	2.2.5
Classical Timing Belts - Precut	2.2.6
XL Section - Classical Timing Belts Precut	2.2.6
L Section - Classical Timing Belts Precut	2.2.6
H Section - Classical Timing Belts Precut	2.2.7
HTD Timing Belts	2.2.8
3M HTD Timing Belts	2.2.9
5M HTD Timing Belts	2.2.9
8M HTD Timing Belts	2.2.10
14M HTD Timing Belts	2.2.10
HTD Timing Belts - Precut	2.2.11
3M HTD Timing Belts - Precut	2.2.11
5M HTD Timing Belts - Precut	2.2.11
8M HTD Timing Belts - Precut	2.2.12
14M HTD Timing Belts - Precut	2.2.13
Polyurethane Timing Belts	2.2.14
T2.5 Polyurethane Timing Belts	2.2.14
T5 Polyurethane Timing Belts	2.2.14
T10 Polyurethane Timing Belts	2.2.15
AT5 Polyurethane Timing Belts	2.2.15
AT10 Polyurethane Timing Belts	2.2.15
Double Sided Timing Belts	2.2.16
D8M HTD Double Sided Timing Belts	2.2.16
DT5 Double Sided Timing Belts	2.2.16
DT10 Double Sided Timing Belts	2.2.16
Open Ended Timing Belts	2.2.17
Timing Belt Clamping Plates	2.2.18



TIMING / SYNCHRONOUS BELTS

PIX-X'act[®] CT CLASSICAL TIMING BELTS

XL	5.080	130XL - 450XL
L	9.525	124L - 720L
H	12.700	230H - 1700H

BELT DESIGNATION:

PIX-X'act[®] CT 270 XL XL 025
XL 025
XL 025
XL 025
PIX-X'act[®] CT 270 XL

270 XL 025		
270	XL	025
Pitch Length 27"	Section (Tooth pitch 5.080 mm)	Belt Width 0.25"

Note : Maximum sleeve width is available up to 450 mm

PIX-X'act[®] HTD TIMING BELTS

5M	5.00	330 5M - 2100 5M
8M	8.00	424 8M - 3600 8M
14M	14.00	966 14M - 3850 14M

BELT DESIGNATION:

PIX-X'act[®] HTD 800 8M 8M 30
8M 30
8M 30
8M 30
PIX-X'act[®] HTD 800 8M

800 8M 30		
800	8M	30
Pitch Length 800 mm	Section (Tooth pitch 8.0 mm)	Belt Width 30 mm

Note : Maximum sleeve width is available up to 450 mm

PIX-X'act[®] STD TIMING BELTS

S5M	5.00	STD S 5M 375 - STD S 5M 2525
S8M	8.00	STD S 8M 376 - STD S 8M 2600

BELT DESIGNATION:

PIX-X'act[®] STD S 5M 650 S 5M 15
S 5M 15
S 5M 15
S 5M 15
PIX-X'act[®] STD S 5M 650

STD 150 S 5M 650		
STD 150	S 5M	650
Belt Top Width 15 mm	Section (Tooth pitch 5.0 mm)	Pitch Length 650 mm

Note : Maximum sleeve width is available up to 450 mm

PIX-X'act[®] TOP COAT TIMING BELTS

FEATURES:

- Timing belt with profile top rubber
- Hardness (Shore A 45 & 75) provides excellent cushioning with elasticity

APPLICATIONS:

- Packaging industry

RANGE: Classical Timing Belt "L" section
Other sections can be provided on request.

XL Section - Classical Timing Belts

Belt	No. Teeth	Belt	No. Teeth	Belt	No. Teeth	Belt	No. Teeth
80 -XL	40	142 -XL	71	200 - XL	100	270 - XL	135
100 -XL	50	150 - XL	75	210 - XL	105	280 - XL	140
110 -XL	55	160 - XL	80	220 - XL	110	300 - XL	150
120 -XL	60	170 - XL	85	230 - XL	115	330 - XL	165
130 -XL	65	180 - XL	90	240 - XL	120	412 - XL	206
140 - XL	70	190 - XL	95	260 - XL	130	450 - XL	225

L Section - Classical Timing Belts

Belt	No. Teeth	Belt	No. Teeth	Belt	No. Teeth	Belt	No. Teeth
124 - L	33	240 - L	64	330 - L	88	510 - L	136
135 - L	36	255 - L	68	345 - L	92	525 - L	140
150 - L	40	263 - L	70	367 - L	98	540 - L	144
180 - L	48	270 - L	72	390 - L	104	600 - L	160
187 - L	50	285 - L	76	420 - L	112	630 - L	168
203 - L	54	300 - L	80	435 - L	116	720 - L	192
210 - L	56	315 -L	84	450 - L	120		
225 - L	60	322 - L	86	480 - L	128		

H Section - Classical Timing Belts

Belt	No. Teeth	Belt	No. Teeth	Belt	No. Teeth	Belt	No. Teeth
230 - H	46	400 - H	80	630 - H	126	1000 - H	200
240 - H	48	410 - H	82	650 - H	130	1050 - H	210
255 - H	51	420 - H	84	660 - H	132	1100 - H	220
270 - H	54	430 - H	86	670 - H	134	1120 - H	224
280 - H	56	450 - H	90	700 - H	140	1140 - H	228
285 - H	57	465 - H	93	725 - H	145	1150 - H	230
300 - H	60	470 - H	94	730 - H	146	1200 - H	240
320 - H	64	480 - H	96	750 - H	150	1250 - H	250
330 - H	66	490 - H	98	770 - H	154	1325 - H	265
340 - H	68	510 - H	102	800 - H	160	1350 - H	270
350 - H	70	520 - H	104	810 - H	162	1400 - H	280
360 - H	72	540 - H	108	820 - H	164	1450 - H	290
370 - H	74	560 - H	112	850 - H	170	1600 - H	320
375 - H	75	570 - H	114	900 - H	180	1700 - H	340
390 -H	78	600 -H	120	950 -H	190		

XL Section - Classical Timing Belts Precut

Belts	Descriptions
120-XL-037	Timing Belt Classical PIX 120XL 5.08mm Pitch 60 Teeth 3/8
130-XL-037	Timing Belt Classical PIX 130XL 5.08mm Pitch 65 Teeth 3/8
140-XL-037	Timing Belt Classical PIX 140XL 5.08mm Pitch 70 Teeth 3/8
142-XL-037	Timing Belt Classical PIX 142XL 5.08mm Pitch 71 Teeth 3/8
150-XL-037	Timing Belt Classical PIX 150XL 5.08mm Pitch 75 Teeth 3/8
160-XL-037	Timing Belt Classical PIX 160XL 5.08mm Pitch 80 Teeth 3/8
160-XL-050	Timing Belt Classical PIX 160XL 5.08mm Pitch 80 Teeth 1/2
170-XL-050	Timing Belt Classical PIX 170XL 5.08mm Pitch 85 Teeth 1/2
180-XL-037	Timing Belt Classical PIX 180XL 5.08mm Pitch 90 Teeth 3/8
190-XL-037	Timing Belt Classical PIX 190XL 5.08mm Pitch 95 Teeth 3/8
190-XL-050	Timing Belt Classical PIX 190XL 5.08mm Pitch 95 Teeth 1/2
200-XL-037	Timing Belt Classical PIX 200XL 5.08mm Pitch 100 Teeth 3/8
210-XL-037	Timing Belt Classical PIX 210XL 5.08mm Pitch 105 Teeth 3/8
220-XL-037	Timing Belt Classical PIX 220XL 5.08mm Pitch 110 Teeth 3/8

L Section - Classical Timing Belts Precut

Belts	Descriptions
150-L-037	Timing Belt Classical PIX 150L 3/8
150-L-050	Timing Belt Classical PIX 150L 3/8
203-L-075	Timing Belt Classical PIX 203L 3/8
210-L-050	Timing Belt Classical PIX 210L 3/8
210-L-075	Timing Belt Classical PIX 210L 3/8
210-L-100	Timing Belt Classical PIX 210L 3/8
225-L-050	Timing Belt Classical PIX 225L 3/8
225-L-075	Timing Belt Classical PIX 225L 3/8
225-L-100	Timing Belt Classical PIX 225L 3/8
240-L-075	Timing Belt Classical PIX 240L 3/8
255-L-050	Timing Belt Classical PIX 255L 3/8
255-L-075	Timing Belt Classical PIX 255L 3/8
255-L-100	Timing Belt Classical PIX 255L 3/8
270-L-050	Timing Belt Classical PIX 270L 3/8
270-L-075	Timing Belt Classical PIX 270L 3/8
270-L-100	Timing Belt Classical PIX 270L 3/8
285-L-050	Timing Belt Classical PIX 285L 3/8
285-L-075	Timing Belt Classical PIX 285L 3/8
300-L-100	Timing Belt Classical PIX 300L 3/8
322-L-050	Timing Belt Classical PIX 322L 3/8
322-L-100	Timing Belt Classical PIX 322L 3/8
345-L-050	Timing Belt Classical PIX 345L 3/8

L Section - Classical Timing Belts Precut

Belts	Descriptions
345-L-100	Timing Belt Classical PIX 345L 3/8
367-L-100	Timing Belt Classical PIX 367L 3/8
390-L-100	Timing Belt Classical PIX 390L 3/8
390-L-150	Timing Belt Classical PIX 390L 3/8
390-L-200	Timing Belt Classical PIX 390L 3/8
420-L-150	Timing Belt Classical PIX 420L 3/8
450-L-050	Timing Belt Classical PIX 450L 3/8

H Section - Classical Timing Belts Precut

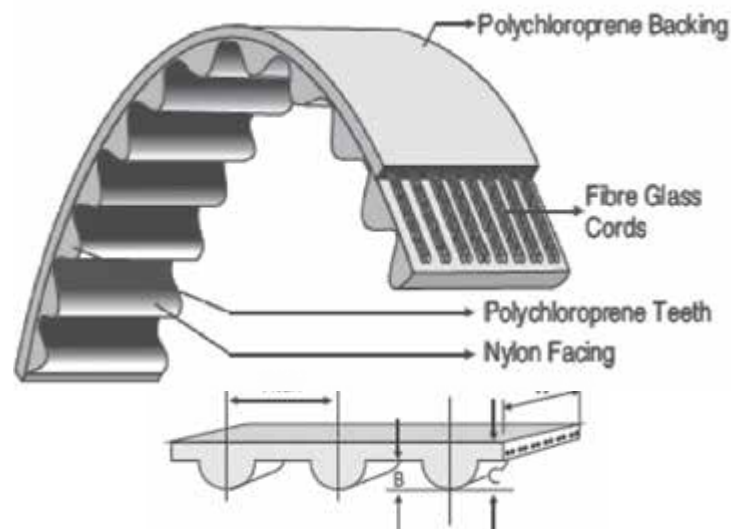
Belts	Descriptions
1100-H-200	Timing Belt Classical PIX 1100H 1/2
1250-H-200	Timing Belt Classical PIX 1250H 12.7mm or 1/2 Inch Pitch 250 Teeth
240-H-075	Timing Belt Classical PIX 240H 1/2
240-H-100	Timing Belt Classical PIX 240H 1/2
240-H-150	Timing Belt Classical PIX 240H 1/2
270-H-100	Timing Belt Classical PIX 270H 1/2
270-H-150	Timing Belt Classical PIX 270H 1/2
300-H-100	Timing Belt Classical PIX 300H 1/2
300-H-150	Timing Belt Classical PIX 300H 1/2
300-H-200	Timing Belt Classical PIX 300H 1/2
300-H-300	Timing Belt Classical PIX 300H 1/2
330-H-100	Timing Belt Classical PIX 330H 1/2
330-H-150	Timing Belt Classical PIX 330H 1/2
360-H-100	Timing Belt Classical PIX 360H 1/2
420-H-100	Timing Belt Classical PIX 420H 1/2
420-H-150	Timing Belt Classical PIX 420H 1/2
480-H-100	Timing Belt Classical PIX 480H 1/2
480-H-150	Timing Belt Classical PIX 480H 1/2
510-H-100	Timing Belt Classical PIX 510H 1/2
510-H-150	Timing Belt Classical PIX 510H 1/2
540-H-100	Timing Belt Classical PIX 540H 1/2
540-H-150	Timing Belt Classical PIX 540H 1/2
600-H-100	Timing Belt Classical PIX 600H 1/2
600-H-200	Timing Belt Classical PIX 600H 1/2
630-H-100	Timing Belt Classical PIX 630H 1/2
700-H-037	Timing Belt Classical PIX 700H 1/2
700-H-050	Timing Belt Classical PIX 700H 1/2
700-H-200	Timing Belt Classical PIX 700H 1/2
850-H-200	Timing Belt Classical PIX 850H 1/2
900-H-100	Timing Belt Classical PIX 900H 1/2

The PIX HTD Timing belt is a positive synchronous drive belt. HTD Timing belts have curved teeth, which engage with their pulley. These teeth prevent slip, any slip which does occur is extremely minor and is primarily due to belt stretch or erosion of the grooves. These belts are used for power transfer and for synchronised drives to ensure that the driven pulley is always rotating at a fixed speed ratio to the driving pulley.

Finer Power Transmissions carry a range of PIX HTD Timing belts in 3M, 5M, 8M and 14M

Features

- Modified tooth profile for improved stress distribution
- Reduced tooth jump due to deeper tooth design
- High efficiency due to positive engagement between belt teeth and pulley grooves
- Reduced operating costs due to increase in efficiency
- Lower noise level
- No re-tensioning required
- Free from maintenance
- Increased power transmission capacity
- No high tension required



Section	Pitch (B)	Tooth Height (C)	Thickness	FPT Range
3M	3.00	1.1	2.4	111-1569
5M	5.00	2.10	3.80	180-2525
8M	8.00	3.48	6.00	424-2800
14M	14.00	6.25	10.00	966-2800

3M HTD Timing Belts

Belt	No. Teeth	Belt	No. Teeth	Belt	No. Teeth	Belt	No. Teeth	Belt	No. Teeth	Belt	No. Teeth
111 3M	37	195 3M	65	291 3M	97	384 3M	128	522 3M	174	675 3M	225
129 3M	43	201 3M	67	294 3M	98	390 3M	130	525 3M	175	711 3M	237
141 3M	47	204 3M	68	300 3M	100	420 3M	140	531 3M	177	738 3M	246
144 3M	48	207 3M	69	312 3M	104	426 3M	142	537 3M	179	804 3M	268
150 3M	50	210 3M	70	315 3M	105	447 3M	149	558 3M	186	816 3M	272
165 3M	55	213 3M	71	318 3M	106	462 3M	154	564 3M	188	843 3M	281
168 3M	56	225 3M	75	324 3M	108	474 3M	158	570 3M	190	882 3M	294
171 3M	57	240 3M	80	330 3M	110	480 3M	160	597 3M	199	888 3M	296
174 3M	58	252 3M	84	339 3M	113	486 3M	162	600 3M	200	1062 3M	354
177 3M	59	255 3M	85	345 3M	115	495 3M	165	606 3M	202	1569 3M	523
180 3M	60	267 3M	89	357 3M	119	501 3M	167	615 3M	205		
186 3M	62	285 3M	95	363 3M	121	513 3M	171	633 3M	211		
192 3M	64	288 3M	96	366 3M	122	519 3M	173	669 3M	223		

5M HTD Timing Belts

Belt	No. Teeth	Belt	No. Teeth	Belt	No. Teeth	Belt	No. Teeth	Belt	No. Teeth	Belt	No. Teeth
180 5M	36	385 5M	77	575 5M	115	740 5M	148	940 5M	188	1280 5M	256
225 5M	45	400 5M	80	580 5M	116	745 5M	149	950 5M	190	1380 5M	276
255 5M	51	415 5M	83	590 5M	118	750 5M	150	965 5M	193	1400 5M	280
265 5M	53	420 5M	84	600 5M	120	755 5M	151	975 5M	195	1420 5M	284
270 5M	54	425 5M	85	610 5M	122	775 5M	155	980 5M	196	1425 5M	285
280 5M	56	450 5M	90	615 5M	123	790 5M	158	985 5M	197	1500 5M	300
295 5M	59	460 5M	92	630 5M	126	800 5M	160	1000 5M	200	1595 5M	319
300 5M	60	475 5M	95	635 5M	127	825 5M	165	1025 5M	205	1690 5M	338
305 5M	61	490 5M	98	640 5M	128	830 5M	166	1035 5M	207	1790 5M	358
325 5M	65	500 5M	100	645 5M	129	835 5M	167	1050 5M	210	1800 5M	360
330 5M	66	520 5M	104	650 5M	130	850 5M	170	1100 5M	220	1870 5M	374
340 5M	68	525 5M	105	655 5M	131	860 5M	172	1125 5M	225	1895 5M	379
350 5M	70	535 5M	107	665 5M	133	885 5M	177	1135 5M	227	2000 5M	400
360 5M	72	540 5M	108	670 5M	134	890 5M	178	1160 5M	232	2110 5M	422
365 5M	73	550 5M	110	700 5M	140	900 5M	180	1200 5M	240	2250 5M	450
370 5M	74	560 5M	112	710 5M	142	925 5M	185	1270 5M	254	2350 5M	470
375 5M	75	565 5M	113	720 5M	144	935 5M	187	1275 5M	225	2525 5M	505

8M HTD Timing Belts

Belt	No. Teeth	Belt	No. Teeth	Belt	No. Teeth	Belt	No. Teeth	Belt	No. Teeth	Belt	No. Teeth
8M-400	50	8M-760	95	8M-1000	125	8M-1264	-	8M-1584	-	8M-2504	313
8M-424	53	8M-776	97	8M-1040	130	8M-1256	157	8M-1600	200	8M-2600	325
8M-480	60	8M-784	98	8M-1056	132	8M-1280	160	8M-1680	210	8M-2800	350
8M-512	64	8M-800	100	8M-1064	133	8M-1304	163	8M-1696	212	8M-3048	-
8M-520	65	8M-824	103	8M-1080	135	8M-1320	-	8M-1728	216	8M-3200	400
8M-560	70	8M-840	105	8M-1096	137	8M-1328	166	8M-1760	220	8M-3280	-
8M-576	72	8M-848	106	8M-1120	140	8M-1344	168	8M-1800	225	8M-3600	450
8M-600	75	8M-856	107	8M-1128	141	8M-1360	170	8M-1904	238	8M-4400	-
8M-608	76	8M-880	110	8M-1152	144	8M-1392	-	8M-1936	242		
8M-624	-	8M-896	112	8M-1160	145	8M-1400	175	8M-2000	250		
8M-632	79	8M-912	114	8M-1168	-	8M-1424	178	8M-2080	260		
8M-640	80	8M-920	115	8M-1184	148	8M-1432	-	8M-2104	263		
8M-656	82	8M-936	-	8M-1200	150	8M-1440	180	8M-2240	280		
8M-680	85	8M-960	120	8M-1216	152	8M-1480	-	8M-2248	281		
8M-712	89	8M-968	121	8M-1224	153	8M-1520	190	8M-2272	284		
8M-720	90	8M-976	122	8M-1248	156	8M-1552	194	8M-2400	300		

14M HTD Timing Belts

Belt	No. Teeth	Belt	No. Teeth	Belt	No. Teeth	Belt	No. Teeth	Belt	No. Teeth
14M-966	69	14M-1400	100	14M-1778	127	14M-2240	160	14M-3150	225
14M-1092	78	14M-1512	108	14M-1820	130	14M-2310	165	14M-3360	240
14M-1120	80	14M-1540	110	14M-1890	135	14M-2450	175	14M-3500	250
14M-1190	85	14M-1610	115	14M-1960	140	14M-2590	185	14M-3850	-
14M-1260	90	14M-1750	125	14M-2100	150	14M-2800	200	14M-4326	309

3M HTD Timing Belts - Precut

Belts	Descriptions
3M-180-09	Timing Belt HTD PIX 180-3M 3mm Pitch 60 Teeth 9mm Wide
3M-225-09	Timing Belt HTD PIX 225-3M 3mm Pitch 75 Teeth 9mm Wide
3M-225-15	Timing Belt HTD PIX 225-3M 3mm Pitch 75 Teeth 15mm Wide
3M-285-09	Timing Belt HTD PIX 285-3M 3mm Pitch 95 Teeth 9mm Wide
3M-300-09	Timing Belt HTD PIX 300-3M 3mm Pitch 100 Teeth 9mm Wide
3M-324-09	Timing Belt HTD PIX 324-3M 3mm Pitch 108 Teeth 9mm Wide
3M-330-09	Timing Belt HTD PIX 330-3M 3mm Pitch 110 Teeth 9mm Wide
3M-384-09	Timing Belt HTD PIX 384-3M 3mm Pitch 128 Teeth 9mm Wide
3M-390-09	Timing Belt HTD PIX 390-3M 3mm Pitch 130 Teeth 9mm Wide
3M-420-09	Timing Belt HTD PIX 420-3M 3mm Pitch 140 Teeth 9mm Wide
3M-537-09	Timing Belt HTD PIX 537-3M 3mm Pitch 179 Teeth 9mm Wide
3M-669-15	Timing Belt HTD PIX 669-3M 3mm Pitch 223 Teeth 15mm Wide

5M HTD Timing Belts - Precut

Belts	Descriptions
5M-295-09	Timing Belt HTD PIX 295-5M 5mm Pitch 59 Teeth 9mm Wide
5M-300-15	Timing Belt HTD PIX 300-5M 5mm Pitch 60 Teeth 15mm Wide
5M-325-09	Timing Belt HTD PIX 325-5M 5mm Pitch 65 Teeth 9mm Wide
5M-325-15	Timing Belt HTD PIX 325-5M 5mm Pitch 65 Teeth 15mm Wide
5M-325-25	Timing Belt HTD PIX 325-5M 5mm Pitch 65 Teeth 25mm Wide
5M-350-09	Timing Belt HTD PIX 350-5M 5mm Pitch 70 Teeth 9mm Wide
5M-360-15	Timing Belt HTD PIX 360-5M 5mm Pitch 72 Teeth 15mm Wide
5M-375-15	Timing Belt HTD PIX 375-5M 5mm Pitch 75 Teeth 15mm Wide
5M-425-15	Timing Belt HTD PIX 425-5M 5mm Pitch 85 Teeth 15mm Wide
5M-450-15	Timing Belt HTD PIX 450-5M 5mm Pitch 90 Teeth 15mm Wide
5M-475-15	Timing Belt HTD PIX 475-5M 5mm Pitch 95 Teeth 15mm Wide
5M-475-25	Timing Belt HTD PIX 475-5M 5mm Pitch 95 Teeth 25mm Wide
5M-500-15	Timing Belt HTD PIX 500-5M 5mm Pitch 100 Teeth 15mm Wide
5M-535-15	Timing Belt HTD PIX 535-5M 5mm Pitch 107 Teeth 15mm Wide
5M-540-09	Timing Belt HTD PIX 540-5M 5mm Pitch 108 Teeth 9mm Wide
5M-600-15	Timing Belt HTD PIX 600-5M 5mm Pitch 120 Teeth 15mm Wide
5M-700-09	Timing Belt HTD PIX 700-5M 5mm Pitch 140 Teeth 9mm Wide
5M-700-15	Timing Belt HTD PIX 700-5M 5mm Pitch 140 Teeth 15mm Wide
5M-740-15	Timing Belt HTD PIX 740-5M 5mm Pitch 148 Teeth 15mm Wide
5M-755-25	Timing Belt HTD PIX 755-5M 5mm Pitch 151 Teeth 25mm Wide
5M-800-25	Timing Belt HTD PIX 800-5M 5mm Pitch 160 Teeth 25mm Wide
5M-1420-15	Timing Belt HTD PIX 1420-5M 5mm Pitch 284 Teeth 15mm Wide

8M HTD Timing Belts - Precut

Belts	Descriptions
8M-480-20	Timing Belt HTD PIX 480-8M 8mm Pitch 60 Teeth 20mm Wide
8M-560-15	Timing Belt HTD PIX 560-8M 8mm Pitch 70 Teeth 15mm Wide
8M-600-20	Timing Belt HTD PIX 600-8M 8mm Pitch 75 Teeth 20mm Wide
8M-600-30	Timing Belt HTD PIX 600-8M 8mm Pitch 75 Teeth 30mm Wide
8M-640-20	Timing Belt HTD PIX 640-8M 8mm Pitch 80 Teeth 20mm Wide
8M-640-25	Timing Belt HTD PIX 640-8M 8mm Pitch 80 Teeth 25mm Wide
8M-640-30	Timing Belt HTD PIX 640-8M 8mm Pitch 80 Teeth 30mm Wide
8M-656-20	Timing Belt HTD PIX 656-8M 8mm Pitch 82 Teeth 20mm Wide
8M-720-20	Timing Belt HTD PIX 720-8M 8mm Pitch 90 Teeth 20mm Wide
8M-720-30	Timing Belt HTD PIX 720-8M 8mm Pitch 90 Teeth 30mm Wide
8M-800-20	Timing Belt HTD PIX 800-8M 8mm Pitch 100 Teeth 20mm Wide
8M-800-30	Timing Belt HTD PIX 800-8M 8mm Pitch 100 Teeth 30mm Wide
8M-800-50	Timing Belt HTD PIX 800-8M 8mm Pitch 100 Teeth 50mm Wide
8M-848-25	Timing Belt HTD PIX 848-8M 8mm Pitch 106 Teeth 25mm Wide
8M-856-20	Timing Belt HTD PIX 856-8M 8mm Pitch 107 Teeth 20mm Wide
8M-856-30	Timing Belt HTD PIX 856-8M 8mm Pitch 107 Teeth 30mm Wide
8M-880-30	Timing Belt HTD PIX 880-8M 8mm Pitch 110 Teeth 30mm Wide
8M-896-20	Timing Belt HTD PIX 896-8M 8mm Pitch 112 Teeth 20mm Wide
8M-912-30	Timing Belt HTD PIX 912-8M 8mm Pitch 114 Teeth 30mm Wide
8M-920-30	Timing Belt HTD PIX 920-8M 8mm Pitch 115 Teeth 30mm Wide
8M-960-20	Timing Belt HTD PIX 960-8M 8mm Pitch 120 Teeth 20mm Wide
8M-960-30	Timing Belt HTD PIX 960-8M 8mm Pitch 120 Teeth 30mm Wide
8M-1000-30	Timing Belt HTD PIX 1000-8M 8mm Pitch 125 Teeth 30mm Wide
8M-1040-20	Timing Belt HTD PIX 1040-8M 8mm Pitch 130 Teeth 20mm Wide
8M-1040-30	Timing Belt HTD PIX 1040-8M 8mm Pitch 130 Teeth 30mm Wide
8M-1080-30	Timing Belt HTD PIX 1080-8M 8mm Pitch 135 Teeth 30mm Wide
8M-1120-20	Timing Belt HTD PIX 1120-8M 8mm Pitch 140 Teeth 20mm Wide
8M-1120-30	Timing Belt HTD PIX 1120-8M 8mm Pitch 140 Teeth 30mm Wide
8M-1128-55	Timing Belt HTD PIX 1128-8M 8mm Pitch 141 Teeth 55mm Wide
8M-1168-30	Timing Belt HTD PIX 1168-8M 8mm Pitch 146 Teeth 30mm Wide
8M-1200-20	Timing Belt HTD PIX 1200-8M 8mm Pitch 150 Teeth 20mm Wide
8M-1200-30	Timing Belt HTD PIX 1200-8M 8mm Pitch 150 Teeth 30mm Wide
8M-1280-30	Timing Belt HTD PIX 1280-8M 8mm Pitch 160 Teeth 30mm Wide
8M-1280-50	Timing Belt HTD PIX 1280-8M 8mm Pitch 160 Teeth 50mm Wide
8M-1440-20	Timing Belt HTD PIX 1440-8M 8mm Pitch 180 Teeth 20mm Wide
8M-1440-50	Timing Belt HTD PIX 1440-8M 8mm Pitch 180 Teeth 50mm Wide
8M-1600-20	Timing Belt HTD PIX 1600-8M 8mm Pitch 200 Teeth 20mm Wide
8M-1600-30	Timing Belt HTD PIX 1600-8M 8mm Pitch 200 Teeth 30mm Wide
8M-1760-20	Timing Belt HTD PIX 1760-8M 8mm Pitch 220 Teeth 20mm Wide
8M-1760-30	Timing Belt HTD PIX 1760-8M 8mm Pitch 220 Teeth 30mm Wide
8M-1760-50	Timing Belt HTD PIX 1760-8M 8mm Pitch 220 Teeth 50mm Wide
8M-2000-20	Timing Belt HTD PIX 2000-8M 8mm Pitch 250 Teeth 20mm Wide
8M-2000-30	Timing Belt HTD PIX 2000-8M 8mm Pitch 250 Teeth 30mm Wide
8M-2080-30	Timing Belt HTD PIX 2080-8M 8mm Pitch 260 Teeth 30mm Wide

8M HTD Timing Belts - Precut

Belts	Descriptions
8M-2248-20	Timing Belt HTD PIX 2248-8M 8mm Pitch 281 Teeth 20mm Wide
8M-2248-30	Timing Belt HTD PIX 2248-8M 8mm Pitch 281 Teeth 30mm Wide
8M-3600-30	Timing Belt HTD PIX 3600-8M 8mm Pitch 450 Teeth 30mm Wide

14M HTD Timing Belts - Precut

Belts	Descriptions
14M-1190-40	Timing Belt HTD PIX 1190-14M 14mm Pitch 85 Teeth 40mm Wide
14M-1540-30	Timing Belt HTD PIX 1540-14M 14mm Pitch 110 Teeth 30mm Wide
14M-2310-50	Timing Belt HTD PIX 2310-14M 14mm Pitch 165 Teeth 50mm Wide
14M-2590-50	Timing Belt HTD PIX 2590-14M 14mm Pitch 185 Teeth 50mm Wide
14M-2800-40	Timing Belt HTD PIX 2800-14M 14mm Pitch 200 Teeth 40mm Wide

Timing belts made of Polyurethane with steel lacing tension cord and trapezoid formed teeth.

Applications:

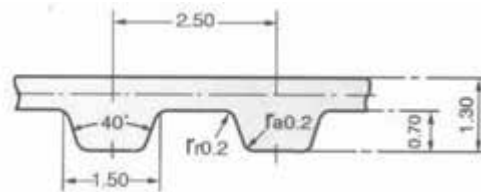
Type T2.5: power transmission up to 0.5 kW, electro mechanical design, e.g. film cameras

Type T5: power transmission up to 2 kW, e.g. grinding, kitchen and office machines

Type T10: power transmission up to 20 kW, e.g. textile, printing and tool machines, pumps, compressors, bellows

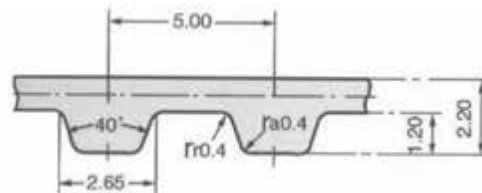
Finer Power Transmissions stocks a range of Strongbelt sleeves, these are cut to ordered widths.

T2.5 Polyurethane Timing Belts



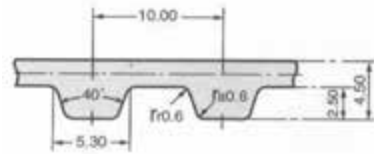
Belt Length	Teeth	Belt Length	Teeth	Belt Length	Teeth	Belt Length	Teeth	Belt Length	Teeth	Belt Length	Teeth
120	48	200	80	277.5	111	330	132	500	200	915	366
145	58	210	84	285	114	342.5	137	540	216	950	380
160	64	230	92	290	116	380	152	600	240		
177.5	71	245	98	305	122	420	168	650	260		
180	72	265	106	317.5	127	480	192	780	312		

T5 Polyurethane Timing Belts



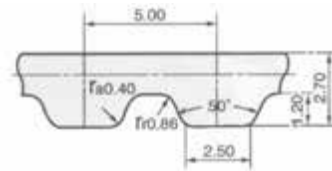
Belt Length	Teeth	Belt Length	Teeth	Belt Length	Teeth	Belt Length	Teeth	Belt Length	Teeth	Belt Length	Teeth
165	33	305	61	430	86	590	118	780	156	1140	228
185	37	320	64	440	88	600	120	800	160	1160	232
200	40	325	65	445	89	610	122	815	163	1200	240
215	43	330	66	450	90	620	124	830	166	1215	243
220	44	340	68	455	91	625	125	840	168	1275	255
225	45	350	70	460	92	630	126	850	170	1280	256
245	49	355	71	475	95	640	128	860	172	1315	263
250	50	360	72	480	96	650	130	885	177	1350	270
255	51	365	73	500	100	660	132	900	180	1355	271
260	52	375	75	510	102	675	135	940	188	1380	276
270	54	390	78	525	105	690	138	990	198	1440	288
275	55	400	80	545	109	700	140	1000	200	1955	-
280	56	410	82	550	110	720	144	1075	215-		
295	59	420	84	560	112	725	145	1100	220		
300	60	425	85	575	115	750	150	1115	223		

T10 Polyurethane Timing Belts



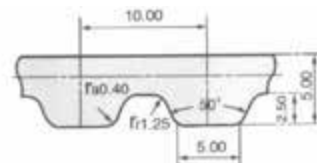
Belt Length	Teeth	Belt Length	Teeth	Belt Length	Teeth	Belt Length	Teeth	Belt Length	Teeth	Belt Length	Teeth
260	26	560	56	800	80	960	96	1210	121	1500	150
320	32	600	60	810	81	970	97	1240	124	1560	156
350	35	610	61	800	80	980	98	1250	125	1600	160
370	37	630	63	810	81	1000	100	1300	130	1610	161
400	40	650	65	840	84	1010	101	1320	132	1700	170
410	41	660	66	850	85	1050	105	1350	135	1750	175
440	44	690	69	880	88	1080	108	1390	139	1780	178
450	45	700	70	890	89	1100	110	1400	140	1800	180
480	48	720	72	900	90	1110	111	1420	142	1880	188
500	50	730	73	910	91	1140	114	1440	144	1960	196
530	53	750	75	920	92	1150	115	1450	145	2250	225
550	55	780	78	950	95	1200	120	1460	146		

AT5 Polyurethane Timing Belts



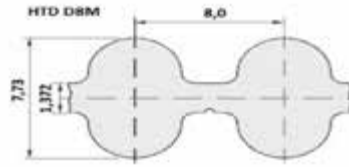
Belt Length	Teeth	Belt Length	Teeth	Belt Length	Teeth	Belt Length	Teeth	Belt Length	Teeth
225	45	390	78	600	120	750	150	1125	225
255	51	420	84	610	122	780	156	1500	300
280	56	450	90	630	126	825	165	2000	400
300	60	455	91	660	132	860	172		
340	68	500	100	710	142	975	195		
375	75	545	109	720	144	1050	210		

AT10 Polyurethane Timing Belts



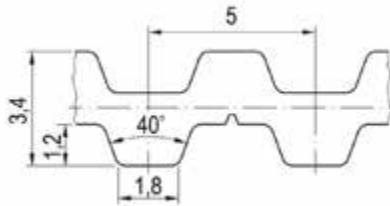
Belt Length	Teeth	Belt Length	Teeth	Belt Length	Teeth	Belt Length	Teeth	Belt Length	Teeth
500	50	800	80	1050	105	1320	132	1720	172
530	53	810	81	1080	108	1350	135	1800	180
560	56	840	84	1100	110	1360	136	1860	186
600	60	890	89	1150	115	1400	140	1940	194
610	61	920	92	1200	120	1420	142		
660	66	960	96	1210	121	1480	148		
700	70	980	98	1250	125	1500	150		
730	73	1000	100	1280	128	1600	160		
780	78	1010	101	1300	130	1700	170		

D8M HTD Double Sided Timing Belts



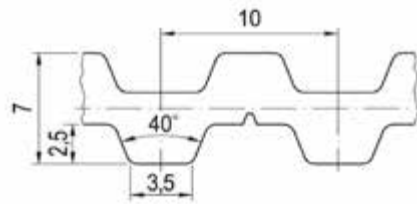
Belt	Teeth	Belt	Teeth	Belt	Teeth	Belt	Teeth	Belt	Teeth	Belt	Teeth
D8M-1152	144	D8M-1312	164	D8M-1424	178	D8M-1680	210	D8M-1920	240	D8M-2272	284
D8M-1160	145	D8M-1320	165	D8M-1432	179	D8M-1696	212	D8M-1928	241	D8M-2304	288
D8M-1168	146	D8M-1328	166	D8M-1440	180	D8M-1728	216	D8M-1936	242	D8M-2328	291
D8M-1184	148	D8M-1344	168	D8M-1456	182	D8M-1744	218	D8M-1952	244	D8M-2392	299
D8M-1192	149	D8M-1352	169	D8M-1464	183	D8M-1752	219	D8M-1992	249	D8M-2400	300
D8M-1200	150	D8M-1360	170	D8M-1480	185	D8M-1760	220	D8M-2000	250	D8M-2456	307
D8M-1208	151	D8M-1370	171	D8M-1512	189	D8M-1784	223	D8M-2056	257	D8M-2504	313
D8M-1216	152	D8M-1378	172	D8M-1520	190	D8M-1792	224	D8M-2080	260	D8M-2584	323
D8M-1224	153	D8M-1384	173	D8M-1536	192	D8M-1800	225	D8M-2096	262	D8M-2600	325
D8M-1240	155	D8M-1392	174	D8M-1552	194	D8M-1824	228	D8M-2104	263	D8M-2656	332
D8M-1248	156	D8M-1400	175	D8M-1560	195	D8M-1840	230	D8M-2136	267	D8M-2736	342
D8M-1256	157	D8M-1408	176	D8M-1576	197	D8M-1856	232	D8M-2160	270	D8M-2800	350
D8M-1264	158	D8M-1416	177	D8M-1584	198	D8M-1880	235	D8M-2200	275		
D8M-1272	159	D8M-1424	178	D8M-1600	200	D8M-1888	236	D8M-2208	276		
D8M-1280	160	D8M-1432	179	D8M-1640	205	D8M-1896	237	D8M-2240	280		
D8M-1304	163	D8M-1440	180	D8M-1648	206	D8M-1904	238	D8M-2248	281		

DT5 Double Sided Timing Belts



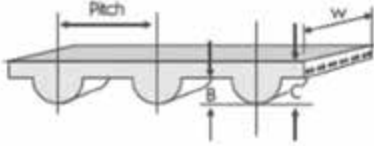
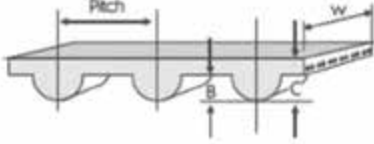
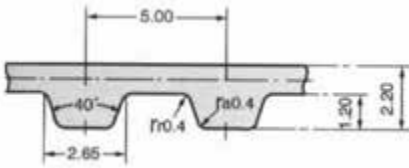
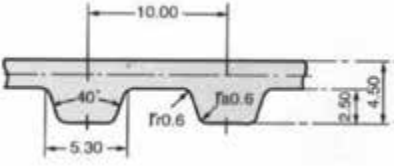
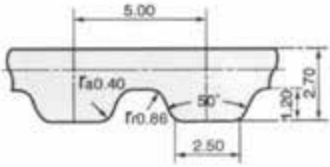
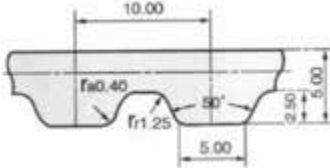
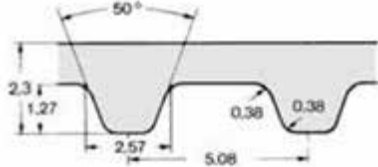
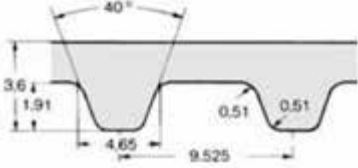
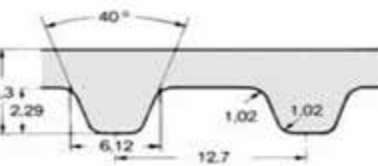
Belt	Teeth	Belt	Teeth	Belt	Teeth	Belt	Teeth	Belt	Teeth	Belt	Teeth
DT5-150	30	DT5-410	82	DT5-500	100	DT5-600	120	DT5-700	140	DT5-860	172
DT5-300	60	DT5-450	90	DT5-515	103	DT5-620	124	DT5-750	150	DT5-900	180
DT5-350	70	DT5-460	92	DT5-550	110	DT5-625	125	DT5-800	160	DT5-940	188
DT5-400	80	DT5-480	96	DT5-590	118	DT5-650	130	DT5-815	163	DT5-1100	220

DT10 Double Sided Timing Belts




Belt	Teeth	Belt	Teeth	Belt	Teeth	Belt	Teeth	Belt	Teeth	Belt	Teeth
DT10-260	26	DT10-700	70	DT10-900	90	DT10-1210	121	DT10-1350	135	DT10-1610	161
DT10-530	53	DT10-720	72	DT10-980	98	DT10-1240	124	DT10-1400	140	DT10-1700	170
DT10-600	60	DT10-750	75	DT10-1000	100	DT10-1250	125	DT10-1420	142	DT10-1800	180
DT10-630	63	DT10-800	80	DT10-1100	110	DT10-1300	130	DT10-1500	150	DT10-1880	188
DT10-660	66	DT10-840	84	DT10-1200	120	DT10-1320	132	DT10-1600	160		

Open Ended Timing Belts

Section	Pitch	Tooth Height	Thickness	Cross Section	Roll Length
5M	5.00	2.10	3.8		50
8M	8.00	3.48	6.0		50
T5	5.00	1.2	2.2		50
T10	10.00	2.5	4.5		50
AT5	5.00	1.2	2.7		50
AT10	10.00	2.5	5		50
XL	5.080	1.27	2.3		50
L	9.525	1.91	3.6		50
H	12.70	2.29	4.3		50

Timing Belt Clamping Plates



Part No.	Material	Pitch t (mm)	b (mm)	B (mm)	a (mm)	L (mm)	e (mm)	H (mm)	d (mm)	Weight (kg)
5M SECTION										
CP-5M-15	AL	5.000	15	34.0	6.00	41.80	3.20	15.00	8.00	0.022
CP-5M-25	AL	5.000	25	44.0	6.00	41.80	3.20	15.00	8.00	0.030
8M SECTION										
CP-8M-20	AL	8.000	20	45.0	8.00	66.00	3.50	15.00	9.00	0.100
CP-8M-25	AL	8.000	25	50.0	8.00	66.00	3.50	15.00	9.00	0.110
CP-8M-30	AL	8.000	30	55.0	8.00	66.00	3.50	15.00	9.00	0.120
CP-8M-50	AL	8.000	50	75.0	8.00	66.00	3.50	15.00	9.00	0.170
T5 SECTION										
CP-T5-16	AL	5.000	16	35.0	6.00	41.80	3.20	8.00	5.50	0.030
CP-T5-25	AL	5.000	25	44.0	6.00	41.80	3.20	8.00	5.50	0.036
CP-T5-32	AL	5.000	32	51.0	6.00	41.80	3.20	8.00	5.50	0.042
CP-T5-50	AL	5.000	50	69.0	6.00	41.80	3.20	8.00	5.50	0.051
T10 SECTION										
CP-T10-25	AL	10.000	25	50.0	8.00	80.00	5.00	15.00	9.00	0.140
CP-T10-32	AL	10.000	32	57.0	8.00	80.00	5.00	15.00	9.00	0.160
CP-T10-50	AL	10.000	50	75.0	8.00	80.00	5.00	15.00	9.00	0.215
AT5 SECTION										
CP-AT5-16	AL	5.000	16	35.0	6.00	41.80	3.20	8.00	5.50	0.024
CP-AT5-25	AL	5.000	25	44.0	6.00	41.80	3.20	8.00	5.50	0.031
AT10 SECTION										
CP-AT10-25	AL	10.000	25	50.0	8.00	80.00	5.00	15.00	9.00	0.135
CP-AT10-32	AL	10.000	32	57.0	8.00	80.00	5.00	15.00	9.00	0.155
CP-AT10-50	AL	10.000	50	75.0	8.00	80.00	5.00	15.00	9.00	0.205
XL SECTION										
CP-XL-037	AL	5.080	9.53	28.5	6.00	42.50	3.50	8.00	5.55	0.025
CP-XL-050	AL	5.080	12.70	32.0	6.00	42.50	3.50	8.00	5.55	0.027
CP-XL-075	AL	5.080	19.05	38.0	6.00	42.50	3.50	8.00	5.55	0.032
L SECTION										
CP-L-037	AL	9.525	9.53	36.0	8.00	76.60	5.00	15.00	9.00	0.095
CP-L-050	AL	9.525	12.70	39.0	8.00	76.60	5.00	15.00	9.00	0.104
CP-L-075	AL	9.525	19.05	45.0	8.00	76.60	5.00	15.00	9.00	0.121
CP-L-100	AL	9.525	25.40	51.5	8.00	76.60	5.00	15.00	9.00	0.140
CP-L-150	AL	9.525	38.10	64.0	8.00	76.60	5.00	15.00	9.00	0.177
H SECTION										
CP-H-050	AL	9.525	12.70	45.0	10.00	106.90	9.00	22.00	11.00	0.050
CP-H-075	AL	9.525	19.05	51.0	10.00	106.90	9.00	22.00	11.00	0.075
CP-H-100	AL	9.525	25.40	57.5	10.00	106.90	9.00	22.00	11.00	0.100
CP-H-150	AL	9.525	38.10	70.0	10.00	106.90	9.00	22.00	11.00	0.150