

V813-C

CHAIN & DRIVES
COMPLETE POWER TRANSMISSION

POWER > SPEED > TORQUE



TOUGH & RELIABLE

 **mitsubishi**

Giga Torque GX



CHAIN & DRIVES
COMPLETE POWER TRANSMISSION

POWER > SPEED > TORQUE

Design

Reduced
Maintenance

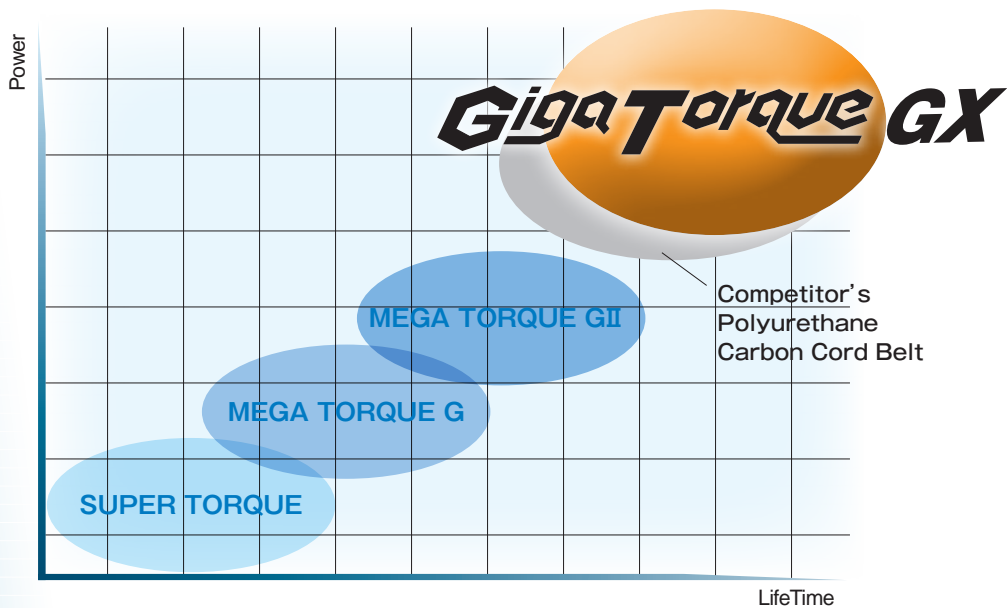
Flexible

GigaTorque GX

Superior
Durability

Quieter

Light
& Compact



Line up

G14M (14mm pitch)

Product Code

370

G14M

2100

GX

Nominal
Width
(mm×10)

Belt Type

Nominal
Length
(mm)

GX Spec.

Product Code	No. of Teeth
G14M 994	71
G14M 1120	80
G14M 1190	85
G14M 1260	90
G14M 1400	100
G14M 1568	112
G14M 1610	115
G14M 1750	125
G14M 1890	135
G14M 1960	140
G14M 2100	150
G14M 2240	160
G14M 2310	165
G14M 2380	170

Product Code	No. of Teeth
G14M 2450	175
G14M 2520	180
G14M 2590	185
G14M 2660	190
G14M 2800	200
G14M 3136	224
G14M 3304	236
G14M 3360	240
G14M 3500	250
G14M 3850	275
G14M 3920	280
G14M 4326	309
G14M 4410	315

G8M (8mm pitch)

Product Code

360

G8M

2400

GX

Nominal
Width
(mm×10)

Belt Type

Nominal
Length
(mm)

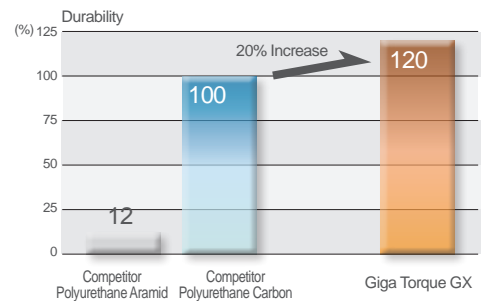
GX Spec.

Product Code	No. of Teeth
G8M 640	80
G8M 720	90
G8M 800	100
G8M 880	110
G8M 896	112
G8M 960	120
G8M 1000	125
G8M 1040	130
G8M 1120	140
G8M 1200	150
G8M 1224	153
G8M 1280	160
G8M 1440	180
G8M 1600	200
G8M 1760	220
G8M 1792	224

Product Code	No. of Teeth
G8M 1800	225
G8M 2000	250
G8M 2200	275
G8M 2240	280
G8M 2400	300
G8M 2520	315
G8M 2600	325
G8M 2800	350
G8M 2840	355
G8M 3048	381
G8M 3200	400
G8M 3280	410
G8M 3600	450
G8M 4000	500
G8M 4400	550
G8M 4480	560

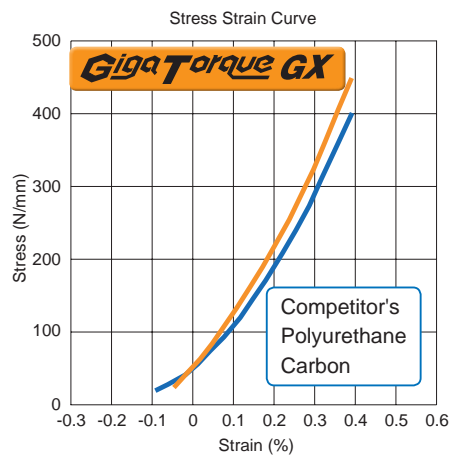
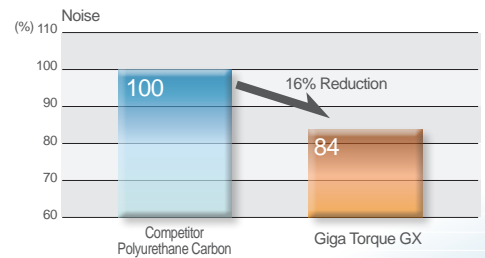
Superior Durability

- » High-tensile strength Carbon Cord
- » Abrasion resistant, low friction tooth fabric
- » High elastic, high hardness HNBR rubber
- » Increased durability



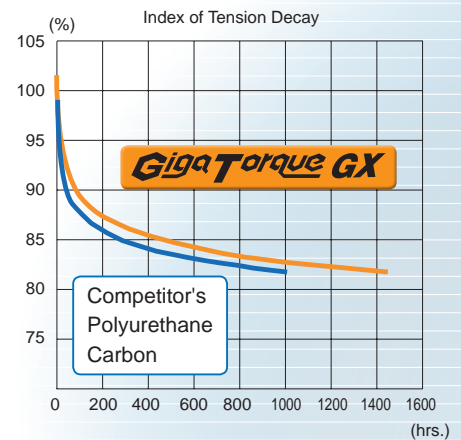
Reduced Noise

- » Rubber construction for superior flexibility
- » Special low friction fiber for the tooth fabric
- » Reduced high frequency noise



Stress Strain Curve

The stress strain curve shows higher tensile strength than the competitor's Polyurethane Carbon Cord belt.



Tension Decay

The Giga Torque GX shows less tension decay than the competitor's Polyurethane Carbon Cord belt.

Drop in Replacement

» Designed to run in competitor's belt sprockets

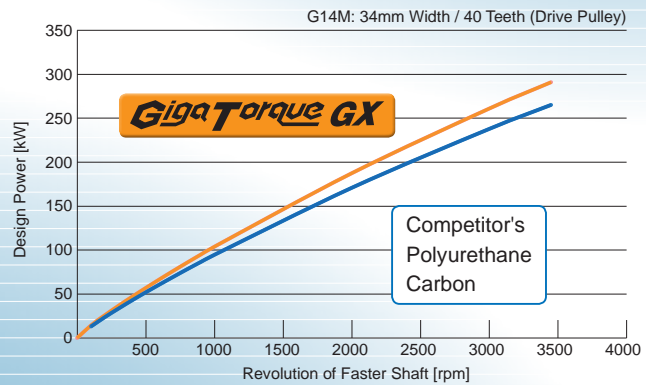
HNBR Rubber

» Have greater oil and heat resistance (maximum of 120°C)




Power Rating

GigaTorque GX Power Rating is 10% higher than the competitor's Polyurethane Carbon Cord belt



Construction Material



Rubber	High Hardness Compound Rubber (HNBR)
Cord	High Modulus Carbon Fiber
Tooth Fabric	Nylon and Special Low Friction Fiber

Tooth Fabric

Safety Precautions

Please read all the warnings

Please take all necessary precautions when using our products. Also, please review relevant product catalog and design documents, etc.



MITSUBOSHI BELTING LTD.

Signs Meanings

- Danger** Imminently causing death or severe injury to the user who misuses products.
- Warning** Possibly causing death or severe injury to the user who misuses products.
- Caution** Possibly causing personal injury or property damage if misused.

Use

Danger

- If you expect that a belt will fail and idle, free-run, or stop the system, thus causing a fatal or severe accident, please provide an extra safety device.
- Do not use a belt as a lifting or towing tool.

Warning

- If you expect that static electricity will come from the power transmission belt system, thus causing fire or malfunction of the controller, set a neutralization apparatus in the system.

Caution

- Do not use a belt as an insulator. Contact us for information on insulation properties, which vary in belt type.
- For a belt that touches food directly, use one that complies with the applicable food hygiene law of your country.
- Do not modify a belt, or its quality and performance could deteriorate.

Function & Performance

Caution

- Do not use a belt beyond its capacity or for an application other than that specified by the catalog, design documents, etc. This can cause premature failure of the belt.
- If water, oil, chemical, paint, dust, etc. sticks to a belt or pulley, its power transmission could deteriorate and the belt may fail.
- A synchronous (toothed) belt makes louder noise during high-speed rotation. If this occurs, use a soundproof cover.

Mounting & Operation

Danger

- Install a safety cover over rotating components including belt / pulley. Otherwise, hair, gloves and clothing can become entangled in the belt / pulley. If a belt / pulley breaks, fragments may cause injuries.
- Take the following precautions to maintain, inspect and replace a belt.
 - Turn off power and wait until the belt and pulley have stopped completely.
 - Secure machinery so that it may not move during belt removal.
 - Use caution : Do not unintentionally turn on power.

Caution

- Use the same type of belts or pulleys per OEM specification. Use of a different type may cause premature failure.
- Misalignment of the pulleys can damage the belt and result in flange failure. Make proper adjustments to system.
- Loosen the belt tension when changing belts. Do not force or stretch a belt over the flange. Do not use a screw driver or other sharp objects into when replacing the belt as this will result in damage.
- Apply the appropriate belt tension as specified by the relevant catalog and design documents, etc. Inappropriate tension could result in damage of the belt and shaft.
- Take the following precautions to modify the pulley in use:
 - Remove burrs and maintain proper pulley angle;
 - Secure accurate dimensions after modification;
 - Maintain the pulley strength after modification.
- Before assembling the flange with the pulley, make sure there is no foreign material between the pulley and the flange. Fasten the flange with a caulking tool. The flange may come off when it is not correctly installed.

Handling of Used items

Caution

- Do not burn belt, or hazardous gas could be produced.

The information contained in this catalogue is for an informational purpose only.

IN NO EVENT SHALL MITSUBOSHI BE LIABLE FOR ANY INDIRECT, SPECIAL, PUNITIVE, INCIDENTAL OR CONSEQUENTIAL DAMAGES OR LOST PROFITS, ARISING OUT OF OR RELATED TO MITSUBOSHI PRODUCTS NOR FOR ANY DAMAGES ARISING DUE TO ANY USE OF MITSUBOSHI PRODUCTS NOT IN CONFORMANCE WITH THE INSTRUCTION PROVIDED BY MITSUBOSHI IN THIS CATALOGUE. MITSUBOSHI SPECIFICALLY DISCLAIMS ANY IMPLIED WARRANTY OF MERCHANTABILITY OR FITNESS FOR PARTICULAR PURPOSE.

Storage & Transportation

Warning

- To store a heavy belt, use a suitable jig or stopper to prevent accidents such as belt toppling or tumbling.

Caution

- Use suitable equipment to carry/handle a heavy belt or pulley. Otherwise, back injury may result.
- Do not put weight on or bend a belt forcibly to carry or store it. Otherwise, it will produce defects or scratches to the belt, resulting in damage.
- Store the belt in low humidity and a temperature range of -10°C to 40°C Do not expose belts to direct sunlight.

V81303001504KS02568

